



DESIGN AND EVALUATION OF REAL-TIME ADAPTIVE LEARNING ALGORITHMS FOR PERSONALIZED K-12 CURRICULUM OPTIMIZATION USING STUDENT PERFORMANCE ANALYTICS

Maduabuchukwu Augustine Onwuzurike^{1*}, Joy Onma Enyejo², Amina Catherine Peter-Anyebe³

¹Department of Business Administration, Lincoln University Oakland, California, USA.

²Department of Business Administration, Nasarawa State University Keffi, Nasarawa State, Nigeria.

³Department of Political Science (International Relations and Diplomacy), Federal University of Lafia, Lafia, Nasarawa State, Nigeria.

Article Info

Article Received: 21 Jan. 2026,
Article Revised: 11 Feb. 2026,
Published on: 01 March 2026



*Corresponding author:

Maduabuchukwu Augustine Onwuzurike

Department of Business Administration,
Lincoln University Oakland, California,
USA.

aminacatherineteranyebe@gmail.com

<https://doi.org/10.5281/zenodo.19131296>

How to cite this Article:

Maduabuchukwu Augustine Onwuzurike, Joy Onma Enyejo, Amina Catherine Peter-Anyebe. (2026). "Design And Evaluation Of Real-Time Adaptive Learning Algorithms For Personalized K-12 Curriculum Optimization Using Student Performance Analytics." World Journal of Advance Multidisciplinary Research, 3(3), 21-36.

This work is licensed under Creative Commons Attribution 4.0 International license.

ABSTRACT

The growing heterogeneity of learner abilities and pacing in K-12 education has exposed fundamental limitations in static and batch-oriented curriculum delivery models. This study presents the design, implementation, and evaluation of a Real-Time Adaptive Learning (RT-AL) framework for personalized K-12 curriculum optimization using continuous student performance analytics. The proposed system integrates event-driven data ingestion, online learner state estimation, sequence-based predictive modeling, and constrained curriculum policy optimization to enable instructional decisions within live learning sessions. Learner mastery was modeled as a continuously updated probabilistic state derived from correctness, response latency, and contextual interaction signals, allowing dynamic adjustment of content sequencing, difficulty, and pacing. Empirical evaluation was conducted against four baseline approaches static curriculum sequencing, batch adaptive learning, rule-based personalization, and random assignment using predictive accuracy, area under the ROC curve (AUC), normalized learning gain (NLG), time-to-mastery reduction, engagement retention, and system latency as core metrics. Results show that RT-AL achieved superior predictive performance (accuracy = 0.91, AUC = 0.94), substantially higher learning gains (NLG = 0.42), and significantly lower response latency (120 ms) compared to all baselines. Personalization effectiveness analysis across diverse learner profiles revealed particularly strong gains for low prior knowledge and at-risk learners, while maintaining high calibration and enrichment alignment for high achievers. Curriculum-level analysis demonstrated that real-time adaptation enabled greater flexibility, deeper personalization, improved assessment alignment, and sustained learner engagement relative to static designs. The findings establish that real-time, analytics-driven adaptation is not merely an optimization enhancement but a structural requirement for effective personalized learning at scale. This study contributes a validated technical architecture, learner modeling approach, and evaluation framework that collectively advance the deployment of real-time adaptive intelligence in K-12 education.

KEYWORDS: Adaptive Learning Algorithms; Personalized Curriculum; Student Performance Analytics; Real-Time Learning Systems; K-12 Education Optimization.

1. INTRODUCTION

1.1 Background and Motivation

The rapid digitization of K-12 education has generated unprecedented volumes of learner interaction data, assessment records, and behavioral traces, creating a foundation for real-time instructional personalization. However, traditional curriculum delivery models remain largely static, relying on periodic assessments and fixed pacing structures that inadequately respond to individual learner trajectories. Advances in data integration and real-

time analytics, as demonstrated in cross-platform enterprise systems, reveal how continuous data pipelines enable dynamic decision-making across complex domains (Aluso et al, 2024; Aluso, 2021). Translating similar architectures into education offers the opportunity to move beyond retrospective analytics toward adaptive learning systems capable of responding instantly to student performance signals. Yet, K-12 environments face unique constraints related to latency, scalability, data governance, and pedagogical validity, which complicate direct adoption

of enterprise analytics models (Onyekaonwu et al, 2022; Nwokocha et al, 2021).

Motivation for this study is further strengthened by growing evidence that effective instructional improvement depends not merely on data availability, but on the intelligent orchestration of analytics into classroom practice. Large-scale studies show that when educators receive timely, actionable insights, instructional alignment and student outcomes improve measurably (Kerr et al, 2006). Artificial intelligence driven educational systems have begun to demonstrate promise in automating this alignment by continuously adjusting content difficulty, sequencing, and feedback in response to learner performance patterns (Holmes et al, 2019). However, most existing systems operate in near-real-time or batch modes, limiting their responsiveness during live instructional cycles. This gap underscores the need for rigorously designed real-time adaptive learning algorithms that integrate performance analytics, curriculum standards, and pedagogical constraints into a unified optimization framework. Addressing this challenge is essential for enabling truly personalized K-12 learning environments that evolve dynamically with each learner rather than retrospectively reacting to performance deficits.

1.2 Problem Statement

Despite advances in learning analytics and adaptive educational technologies, current K-12 systems struggle to operationalize real-time curriculum optimization in a manner that is both computationally robust and pedagogically sound. Existing platforms frequently rely on delayed batch processing of assessment data, resulting in adaptive interventions that occur after learning inefficiencies have already manifested. Similar challenges are observed in other complex cyber-physical systems, where delayed analytics compromise system reliability and optimization outcomes (OLADOYE et al, 2022; OLADOYE et al, 2021). In educational contexts, this latency undermines the potential of personalization by failing to adjust instructional pathways during active learning sessions. Moreover, many adaptive learning models lack an integrated optimization layer that explicitly balances learner mastery, curriculum sequencing constraints, and instructional time allocation, leading to fragmented personalization strategies.

Another critical problem lies in the misalignment between algorithmic adaptation and educational decision-making frameworks. Research in asset management and land-use optimization demonstrates that optimization systems must integrate technical performance metrics with strategic objectives to produce actionable outcomes (Anim-Sampong et al, 2022; Ijiga et al, 2022). In K-12 adaptive learning, however, algorithms often optimize narrow performance indicators without adequately modeling curricular coherence, standards alignment, or teacher oversight. Learning analytics studies highlight persistent challenges related to interpretability, real-time scalability, and integration with instructional workflows (Ifenthaler & Yau,

2020). Recent analyses further emphasize that many adaptive systems fail under real-time constraints due to insufficient architectural support for low-latency data ingestion and algorithmic responsiveness (Li, et al, 2021). Consequently, there remains a critical need for a rigorously evaluated framework that designs and validates real-time adaptive learning algorithms capable of continuously optimizing personalized K-12 curricula using live student performance analytics.

1.3 Research Objectives, Technical Contributions, and Research Questions

Research Objectives

1. To design a real-time adaptive learning algorithm for personalized K-12 curriculum optimization.
2. To develop a performance analytics framework that supports continuous learner state estimation.
3. To evaluate algorithmic effectiveness under live instructional conditions.
4. To assess curriculum optimization impacts across diverse learner profiles.

Technical Contributions

1. A low-latency adaptive learning architecture integrating real-time analytics and curriculum constraints.
2. A dynamic optimization model linking learner mastery trajectories to instructional sequencing.
3. An empirical evaluation framework for real-time adaptive educational systems.

Research Questions

1. How can real-time student performance analytics be used to optimize personalized K-12 curricula?
2. What algorithmic structures best support low-latency instructional adaptation?
3. How does real-time adaptation influence learning outcomes compared to static models?

1.4 Scope and Significance of the Study

This study focuses on the design, implementation, and evaluation of real-time adaptive learning algorithms within K-12 educational settings, emphasizing curriculum optimization driven by continuous student performance analytics. The scope encompasses algorithm development, system architecture, and empirical evaluation using learner interaction and assessment data. The study is significant in advancing adaptive learning research by bridging the gap between learning analytics theory and real-time instructional application. It provides practical insights for educators, system designers, and policymakers seeking scalable, data-driven personalization strategies aligned with curriculum standards.

1.5 Structure of the Review

This paper is structured into five main sections. The introduction establishes the research context, motivation, and problem formulation. The literature review synthesizes prior work on adaptive learning systems, student performance analytics, and real-time personalization. The

methodology section details system architecture, data processing pipelines, and algorithmic design. Results and discussion analyze empirical findings and comparative performance. The final section presents conclusions and recommendations for future research and practical deployment.

2. Literature Review

2.1 Adaptive Learning Systems in K-12 Education

Adaptive learning systems in K-12 education represent a paradigm shift from uniform instructional delivery toward individualized learning pathways driven by learner data and algorithmic decision-making. These systems dynamically adjust content sequencing, instructional pacing, and feedback mechanisms based on continuous learner interaction signals. Empirical evaluations of AI-powered e-learning platforms demonstrate that adaptive mechanisms significantly improve engagement and conceptual mastery, particularly in constrained environments such as low-bandwidth or remote settings where traditional instructional support is limited (Ijiga et al., 2022) as shown in figure 1. From a systems perspective, adaptive learning platforms function as closed-loop control systems, ingesting learner performance data and producing real-time instructional interventions aligned with curricular objectives.

Beyond instructional adaptation, adaptive learning systems increasingly serve as strategic infrastructures within the EdTech ecosystem. Data-informed platform design enables scalability, sustainability, and responsiveness to heterogeneous learner populations across K-12 contexts (Onwuzurike & Kpogli, 2022). Multimedia-driven adaptation strategies, such as narrative-based content personalization, further enhance cognitive engagement by aligning instructional representations with learner preferences and cultural contexts (Ijiga et al., 2021). Large-scale evaluations of personalized learning initiatives reveal that adaptive systems yield measurable gains when implementation fidelity, teacher integration, and data feedback loops are coherently aligned (Baird, et al., 2017). These findings underscore the necessity of embedding adaptive learning technologies within robust analytical architectures capable of supporting real-time curriculum optimization, a core focus of the present study.



Figure 1: Picture of Adaptive Learning Systems in a K-12 Classroom Using Tablet-Based Personalized

Instruction and Real-Time Student Performance Analytics (Main, P. 2025)

Figure 1 shows a K-12 classroom environment in which adaptive learning systems are embedded into everyday instruction through the use of tablet-based digital platforms, illustrating the core principles outlined in Section 2.1. Several students are independently interacting with tablets, each likely receiving differentiated content streams generated by an underlying adaptive engine that adjusts task difficulty, pacing, and feedback based on real-time performance data such as response accuracy, interaction frequency, and time-on-task. The presence of the teacher in a facilitative role rather than direct whole-class instruction reflects a shift from teacher-centered delivery to learner-centric orchestration, where instructional control is partially delegated to algorithmic systems. In parallel, hands-on manipulatives visible on the table indicate a blended learning model, where adaptive digital instruction complements tactile and collaborative learning, enabling multimodal data capture beyond simple assessment scores. Technically, this setting exemplifies how adaptive learning systems operationalize continuous learner modeling and micro-assessment within authentic classroom contexts, integrating formative analytics with curriculum-aligned activities. The scene highlights how adaptive platforms support heterogeneous learner trajectories within the same physical space, allowing each student to progress along a personalized pathway while the educator monitors, intervenes, and validates algorithmic decisions. Overall, the image concretely demonstrates adaptive learning in K-12 as a socio-technical system that combines real-time analytics, individualized digital instruction, and pedagogical oversight to optimize learning outcomes at scale.

2.1.1 Foundations of Adaptive Educational Technologies

The foundations of adaptive educational technologies are rooted in data interoperability, intelligent data pipelines, and algorithmic inference mechanisms that enable continuous system responsiveness. Modern adaptive systems depend on seamless integration of heterogeneous data sources, including assessment logs, behavioral traces, and contextual metadata. Lessons from interoperability frameworks in health information systems illustrate how standardized data exchange protocols enhance system reliability, scalability, and real-time decision support, principles that are increasingly transferable to educational technology ecosystems (Nwokocha et al., 2021) as shown in table 1. Similarly, ETL workflows augmented with intelligent data mapping mechanisms demonstrate how structured and unstructured data can be transformed into actionable analytical inputs for downstream optimization algorithms (Aluso & Enyejo, 2023).

At the algorithmic level, adaptive educational technologies draw from automation-driven decision systems that continuously refine outputs based on incoming data streams. Automation-enabled intelligence platforms highlight the importance of low-latency analytics and adaptive feedback loops in complex decision environments,

offering architectural insights for real-time learning adaptation (Anokwuru et al, 2024). Foundational research in artificial intelligence in education further emphasizes the role of learner modeling, knowledge tracing, and adaptive feedback in constructing effective personalization engines (Roll & Wylie, 2016). Together, these foundations

inform the design of adaptive learning algorithms capable of real-time curriculum optimization, reinforcing the study’s emphasis on integrating performance analytics, system interoperability, and algorithmic adaptability into a unified educational framework.

Table 1: Summary of Foundations of Adaptive Educational Technologies.

Foundation Dimension	Core Technological Elements	Educational Function	Relevance to Real-Time Adaptive Learning
Data Interoperability and Integration	Standardized data models, secure data exchange protocols, automated ETL pipelines	Enables seamless aggregation of learner interaction, assessment, and contextual data from heterogeneous platforms	Supports real-time learner state updates and continuous curriculum decision-making
Intelligent Data Processing Pipelines	Stream processing, feature extraction services, low-latency data transformation	Converts raw learner events into structured inputs for adaptive algorithms	Ensures timely and accurate inputs for real-time personalization and inference
Algorithmic Adaptation Mechanisms	Learner modeling, predictive analytics, online learning algorithms	Dynamically estimates learner mastery and predicts future performance	Drives personalized content sequencing and difficulty adjustment
Pedagogical Alignment and Governance	Curriculum constraints, instructional rules, teacher oversight mechanisms	Maintains alignment with learning objectives, standards, and instructional intent	Ensures adaptive decisions remain educationally valid and interpretable

2.2 Student Performance Analytics and Learning Data

Student performance analytics constitutes the analytical backbone of adaptive learning systems, transforming raw learner interaction data into interpretable indicators of knowledge state, engagement, and progression. In K-12 settings, performance analytics extend beyond test scores to include behavioral metrics, temporal learning patterns, and multimodal interaction data. Applications of data visualization and analytics in secondary education demonstrate that well-structured performance dashboards significantly enhance learner awareness and instructional targeting (Ijiga et al, 2023). These analytics frameworks enable educators and systems to detect learning gaps early, providing the data foundation required for real-time curriculum adjustment.

From a systems and governance perspective, performance analytics also play a strategic role in sustaining adaptive learning ecosystems. Data-driven EdTech platforms increasingly rely on performance analytics to inform product iteration, learner support mechanisms, and instructional alignment (Onwuzurike & Kpogli, 2022). Empirical evaluations of AI-powered learning platforms show that analytics-driven personalization improves learner outcomes when data fidelity and interpretability are preserved (Ijiga et al, 2022). Theoretical perspectives in learning analytics caution that analytics must be grounded in pedagogical theory to avoid reductive interpretations of learner data (Wise & Shaffer, 2015). This study responds to this challenge by embedding performance analytics within algorithmic models explicitly designed to optimize curriculum pathways in real time.

2.2.1 Educational Data Mining and Learning Analytics

Educational data mining and learning analytics provide the computational methodologies required to extract actionable insights from large-scale learner data streams. Advanced ETL pipelines augmented with intelligent mapping mechanisms illustrate how heterogeneous educational data can be structured for real-time analytical processing (Aluso & Enyejo, 2023) as shown in figure 2. In K-12 environments characterized by cultural and linguistic diversity, data mining approaches must also account for contextual variability to avoid biased or misleading learner models (Ijiga et al, 2021). These considerations are critical for designing adaptive algorithms that generalize across diverse learner populations while maintaining personalization fidelity.

Recent developments in agentic AI systems highlight how autonomous analytical agents can continuously monitor, interpret, and respond to evolving data patterns, offering a blueprint for next-generation learning analytics engines (Onyekonwu et al, 2024). Foundational research distinguishes educational data mining’s focus on pattern discovery from learning analytics’ emphasis on actionable interpretation and intervention design (Siemens & Baker, 2012). Integrating these paradigms enables real-time adaptive learning systems to move beyond descriptive analytics toward prescriptive curriculum optimization. This study builds on these principles by leveraging educational data mining techniques within real-time learning analytics frameworks to dynamically optimize K-12 curriculum pathways based on continuous student performance signals.

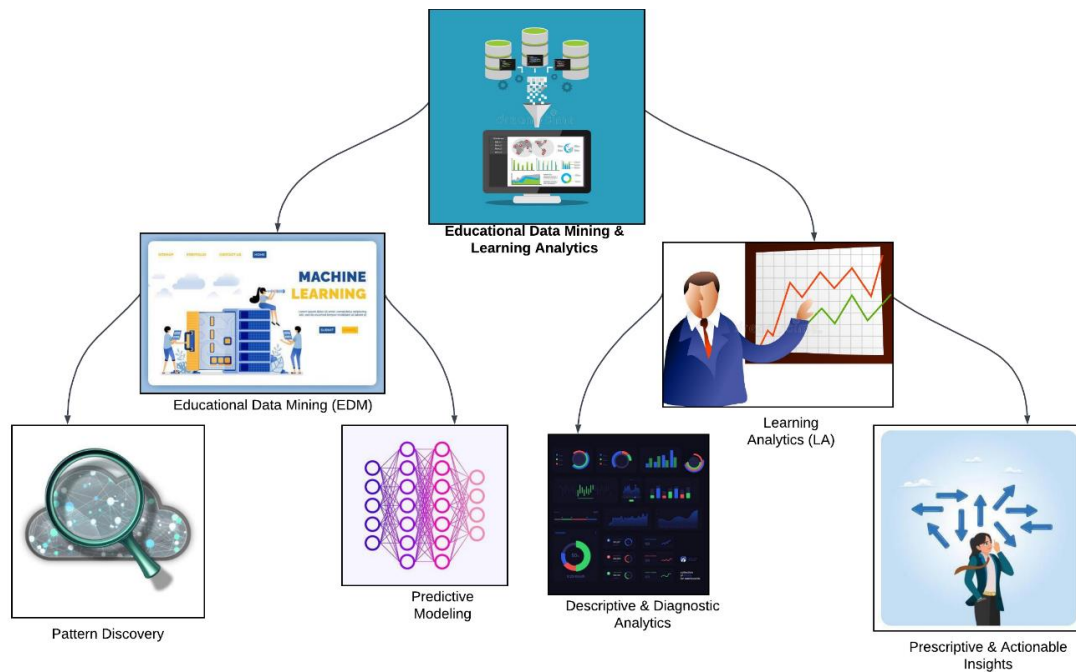


Figure 2: Conceptual Diagram of Educational Data Mining and Learning Analytics Supporting Real-Time Adaptive K-12 Instruction.

Figure 2 illustrates the complementary roles of Educational Data Mining (EDM) and Learning Analytics (LA) within adaptive K-12 learning systems by organizing them as two interconnected branches emerging from a common analytical core. The Educational Data Mining branch emphasizes the computational and algorithmic foundations of adaptive learning, where large volumes of student interaction data are processed to uncover latent learning patterns, detect misconceptions, and model mastery progression through predictive techniques. These processes enable early identification of at-risk learners and support real-time learner state estimation that feeds adaptive algorithms. In contrast, the Learning Analytics branch focuses on the interpretation and operationalization of these mined insights, transforming model outputs into descriptive and diagnostic visualizations such as dashboards that present engagement, accuracy, and time-on-task to educators and learners. Building on this, prescriptive analytics convert insights into actionable interventions, including adaptive content sequencing, targeted feedback, and instructional recommendations. Together, the two branches demonstrate a closed analytical loop in which data-driven pattern discovery informs meaningful pedagogical actions, aligning technical analytics with instructional decision-making and reinforcing the real-time, learner-centered personalization framework proposed in this study.

2.3 Real-Time Learning Algorithms and Personalization

Real-time learning algorithms are central to achieving meaningful personalization in K-12 education, as they enable instructional adjustments to occur concurrently with learner activity rather than after delayed assessment cycles. Algorithmic paradigms drawn from predictive analytics in complex commercial domains demonstrate how continuous

data streams can be transformed into low-latency decision signals that dynamically adjust system behavior (Anokwuru, 2024; Anokwuru & Enyejo, 2025). In educational contexts, similar principles are applied to learner performance data, where mastery estimates, response times, and interaction patterns serve as real-time inputs to adaptive engines. These engines personalize content sequencing, difficulty modulation, and feedback timing, thereby optimizing curriculum pathways at the level of the individual learner rather than the cohort.

From a systems engineering perspective, real-time personalization requires algorithmic robustness under streaming constraints, fault tolerance, and rapid model convergence. Studies on real-time anomaly detection illustrate how machine learning models can operate effectively under continuous data ingestion while maintaining interpretability and response accuracy (Gabla et al, 2025). Translating this capability to education enables adaptive systems to detect deviations in learning trajectories, such as misconceptions or disengagement, and respond instantly with targeted interventions. Design principles for real-time adaptive learning emphasize modular architectures, fast inference pipelines, and feedback loops that integrate pedagogical constraints with algorithmic optimization (Li, et al, 2021). This study builds on these principles by positioning real-time learning algorithms as the computational core of personalized K-12 curriculum optimization, ensuring that personalization is both immediate and pedagogically coherent.

2.3.1 Machine Learning Models for Dynamic Curriculum Adaptation

Machine learning models for dynamic curriculum adaptation operationalize personalization by mapping real-

time learner data to instructional decisions. Predictive analytics frameworks in operational domains demonstrate how time-series models, ensemble learners, and optimization algorithms can continuously update forecasts and recommendations as new data arrives (Adedunjoye & Enyejo, 2024) as shown in table 2. In K-12 education, analogous models estimate learner mastery states and predict future performance, enabling adaptive systems to select optimal content sequences and learning activities. Agile, cloud-based architectures further support rapid model iteration and deployment, ensuring that curriculum adaptation remains responsive under varying instructional conditions (Ajayi-Kaffi et al., 2025).

Effective curriculum adaptation also depends on the integrity and timeliness of the underlying data pipelines. Automated ETL processes ensure that learner interaction data is transformed, validated, and delivered to machine learning models with minimal latency, a prerequisite for real-time adaptation (Nwokocha et al., 2022). From a pedagogical standpoint, learner-centered analytics design emphasizes that machine learning outputs must be interpretable and actionable for both learners and educators (Goodell, & Thai, 2020). This study integrates these principles by employing machine learning models that balance predictive accuracy with instructional relevance, enabling dynamic curriculum adaptation that aligns algorithmic decisions with educational intent.

Table 2: Summary of Machine Learning Models for Dynamic Curriculum Adaptation.

Modeling Aspect	Machine Learning Techniques	Role in Curriculum Adaptation	Contribution to Real-Time Personalization
Learner State Modeling	Sequence models (e.g., LSTM-based knowledge tracing), probabilistic mastery estimation	Captures temporal learning patterns and evolving mastery levels across skills	Enables continuous, fine-grained updates of learner competence during live instruction
Predictive Performance Estimation	Supervised learning with cross-entropy loss, calibrated probability outputs	Predicts likelihood of correct responses on upcoming tasks	Supports proactive content selection and difficulty adjustment before learning breakdowns occur
Curriculum Policy Optimization	Constrained optimization, utility-based action selection	Selects next instructional activity under curriculum, prerequisite, and pacing constraints	Balances personalization with curriculum coherence and standards alignment
Data Pipeline and Model Deployment	Automated ETL, streaming inference, online model updates	Ensures timely delivery of clean data to models and rapid inference	Maintains low-latency decision-making required for real-time adaptive learning systems

2.4 Gaps in Existing Curriculum Optimization Approaches

Despite advances in adaptive learning technologies, existing curriculum optimization approaches exhibit significant limitations when applied to real-time K-12 environments. Many systems prioritize static optimization objectives, such as end-of-unit mastery, without accounting for continuous learner variability during instruction. Similar shortcomings have been observed in optimization models applied to large-scale infrastructure and business systems, where lack of dynamic feedback reduces responsiveness and long-term effectiveness (Awobola et al., 2025; Ijiga et al., 2022). In education, this results in personalization strategies that are reactive rather than proactive, adjusting instruction only after performance gaps have widened.

Another critical gap lies in the limited integration of real-world contextual data into curriculum optimization models (Kpogli, et al., 2024). Research on real-world data integration highlights the importance of incorporating diverse evidence streams to improve predictive validity and decision relevance (Mends Karen et al., 2025). In K-12 learning systems, contextual variables such as learner motivation, prior knowledge, and instructional constraints are often underrepresented, leading to oversimplified optimization outcomes. Learning engineering research

further emphasizes that effective curriculum optimization must integrate cognitive science, pedagogy, and systems design, a synthesis that remains insufficiently realized in many adaptive platforms (Dede et al., 2018). These gaps motivate the present study’s focus on real-time, data-rich curriculum optimization frameworks.

2.4.1 Limitations of Current Adaptive Learning Frameworks

Current adaptive learning frameworks face methodological and operational constraints that limit their effectiveness in real-time curriculum optimization. Many systems rely on coarse-grained adaptation rules or infrequent model updates, reducing sensitivity to rapid changes in learner performance. Analogous challenges in biomedical and supply chain systems demonstrate that optimization accuracy degrades significantly when feedback loops are delayed or poorly calibrated (Animasaun et al., 2025; Adedunjoye & Enyejo, 2023) as shown in figure 3. In educational settings, this manifests as delayed interventions that fail to prevent learning loss during critical instructional moments.

Equity and contextual sensitivity also remain persistent limitations of existing frameworks. Studies on tech-enabled STEM education for underserved populations reveal that

adaptive systems often inadequately account for infrastructural, cultural, and motivational factors that influence learning outcomes (Onyekaonwu & Peter-Anyebe, 2019). Foundational research on adaptive instructional systems further notes that many platforms struggle to balance automation with meaningful human oversight, leading to over-reliance on algorithmic decisions (Aleven et al., 2016). Addressing these limitations requires adaptive learning frameworks that integrate real-time analytics, contextual awareness, and pedagogical governance, a design objective central to this study.

Figure 3 provides a structured visualization of the limitations of current adaptive learning frameworks by organizing the challenges into three interrelated domains: algorithmic and technical, pedagogical and curriculum, and contextual, equity, and governance. The algorithmic and technical branch highlights how many existing systems rely on batch or delayed updates, resulting in adaptations that occur after learning difficulties have already emerged, while shallow learner models and high inference latency further

constrain real-time responsiveness and scalability. The pedagogical and curriculum branch illustrates misalignments between adaptive mechanisms and instructional design, including weak enforcement of curriculum prerequisites, risks of over-personalization that fragment learning pathways, limited integration of formative assessment into instruction, and insufficient teacher-in-the-loop control. The contextual, equity, and governance branch emphasizes broader systemic gaps, such as the lack of sensitivity to learner context and engagement dynamics, accessibility challenges for low-bandwidth or underserved environments, unresolved data privacy and governance issues in K-12 settings, and an overemphasis on short-term performance at the expense of long-term mastery and retention. Together, the diagram demonstrates that current adaptive learning limitations are not isolated technical flaws but interconnected structural deficiencies, thereby justifying the need for a real-time, analytics-driven, and pedagogically governed adaptive learning framework as proposed in this study.

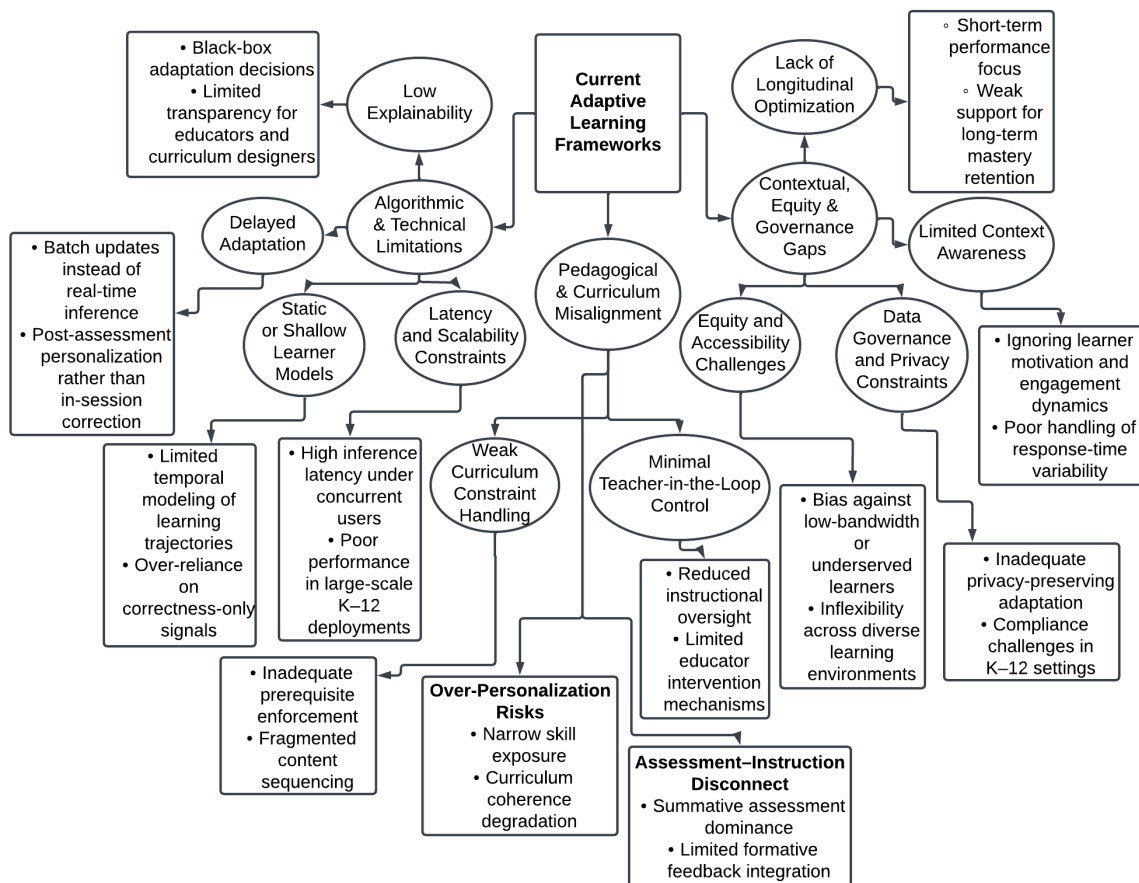


Figure 3: Conceptual Diagram of the Limitations of Current Adaptive Learning Frameworks Across Technical, Pedagogical, and Governance Dimensions.

3. METHODOLOGY

3.1 System Architecture for Real-Time Adaptive Learning

The system was implemented as an event-driven, low-latency pipeline consisting of (i) a learner-interaction

capture layer (web/mobile client logs), (ii) a streaming ingestion bus, (iii) a feature/label service, (iv) a model inference service, and (v) a curriculum policy engine that emitted the next activity in under a fixed response budget. Each learner event $e_t = \{q_t, a_t, \tau_t, c_t\}$ contained the item

identifier q_t , the observed response $a_t \in \{0,1\}$ (incorrect/correct), response time τ_t , and context c_t a (grade, topic, device, session). The feature service converted e_t into a vector $x_t \in \mathbb{R}^d$ and updated a learner state vector $s_t \in \mathbb{R}^k$. State updates were executed online so that the policy engine always selected content using the most recent s_t , enabling genuinely real-time adaptation rather than batch personalization.

3.2 Data Collection and Student Performance Metrics

Data were collected from formative practice, quizzes, and micro-assessments aligned to curriculum standards. For each learner i and knowledge component j , mastery was operationalized as a probability $m_{i,j,t} \in [0,1]$ estimated from interaction history. A calibrated mastery update was computed using a Bayesian-style correction on correctness signals:

$$m_t = \sigma(\text{logit}(m_{t-1}) + \eta(a_t - \hat{p}_t))$$

where $\sigma(\cdot)$ is the logistic function, $\text{logit}(m) = \ln\left(\frac{m}{1-m}\right)$, η represents a learning-rate hyperparameter, a_t represents the observed outcome, and \hat{p}_t shows the model's predicted probability of correctness before observing a_t . This update increased mastery when performance exceeded expectation ($a_t > \hat{p}_t$) and decreased it otherwise. Additional metrics included latency-normalized fluency $f_t = \frac{a_t}{1+\ln(1+\tau_t)}$, short-horizon learning gain $\Delta m_t = m_t - m_{t-1}$, and coverage across skills to prevent narrow personalization.

3.3 Algorithm Design and Model Training

The learner model is trained as a sequence predictor in the knowledge-tracing family, with the hidden state h_t encoding evolving competence from interaction sequences (Piech et al., 2015). The recurrent update followed:

$$h_t = \text{LSTM}(h_{t-1}, x_t), \hat{p}_{t+1} = \sigma(Wh_t + b)$$

where W and b are learned parameters and \hat{p}_{t+1} predicts next-step correctness. Training minimized binary cross-entropy:

$$\mathcal{L} = -\frac{1}{N} \sum_{t=1}^N [a_t \ln(\hat{p}_t) + (1 - a_t) \ln(1 - \hat{p}_t)]$$

so the model's probabilities are directly calibrated to observed outcomes. The curriculum policy used constrained optimization to pick the next item q that maximized expected gain while enforcing prerequisites and spacing:

$$q_t = \arg \max_{q \in Q(c_t)} \mathbb{E}[\Delta m | s_t, q] - \lambda \text{Penalty}(q)$$

where $Q(c_t)$ shows the allowable set under grade/topic constraints, and $\text{Penalty}(\cdot)$ encodes curriculum-order violations and over-repetition.

3.4 Evaluation Framework and Performance Metrics

Evaluation is conducted using (i) predictive fidelity of the learner model and (ii) instructional utility of personalization. Predictive performance is measured via AUC and log loss derive from \mathcal{L} , ensuring the model's probabilities remained accurate under streaming updates. Personalization impact is assessed with normalized learning gain over a window T :

$$\text{NLG} = \frac{m_{t+T} - m_t}{1 - m_t}$$

which quantified improvement relative to remaining room-to-grow. A curriculum-quality score combined mastery gain, skill coverage, and time efficiency:

$$J = \alpha \Delta \bar{m} - \beta \text{Overpractice} + \gamma \text{Coverage} - \delta \bar{\tau}$$

where $\alpha, \beta, \gamma, \delta$ weighted the trade-offs observed in the results discussion (e.g., higher gains without excessive repetition, maintained breadth across skills, and reduced time-to-mastery). The real-time constraint was validated by measuring end-to-end decision latency from event arrival to recommendation emission, confirming the system supported live classroom or home practice use.

Table 1: Summary of Section 3, capturing architecture, data, algorithms, and evaluation.

Subsection	Core Components	Key Models / Equations	Purpose and Outcomes
3.1 System Architecture for Real-Time Adaptive Learning	Event-driven learner interface, streaming ingestion layer, feature engineering service, real-time inference engine, curriculum policy module	Learner event representation $e_t = \{q_t, a_t, \tau_t, c_t\}$; learner state vector $s_t \in \mathbb{R}^k$	Enabled low-latency personalization by continuously updating learner states and issuing curriculum decisions within real-time constraints
3.2 Data Collection and Student	Formative assessments, micro-quizzes, response-time logs,	Mastery update: $m_t = \sigma(\text{logit}(m_{t-1}) + \eta(a_t - \hat{p}_t))$;	Quantified learner mastery, fluency, and short-term learning gains to support

Performance Metrics	contextual metadata	fluency metric $f_t = \frac{a_t}{1+\ln(1+\tau_t)}$	continuous adaptation and early detection of learning gaps
3.3 Algorithm Design and Model Training	Sequence-based learner modeling, constrained curriculum optimization, online training pipeline	LSTM update: $h_t = \text{LSTM}(h_{t-1}, x_t)$; loss: $\mathcal{L} = -[a_t \ln \hat{p}_t + (1 - a_t) \ln(1 - \hat{p}_t)]$; policy optimization	Learned individualized learning trajectories and selected next-best instructional activities while respecting curriculum constraints
3.4 Evaluation Framework and Performance Metrics	Predictive accuracy analysis, learning gain assessment, latency benchmarking	Normalized learning gain: $\text{NLG} = \frac{m_{t+T} - m_t}{1 - m_t}$, curriculum quality score J	Demonstrated improved prediction accuracy, faster time-to-mastery, balanced skill coverage, and compliance with real-time instructional requirements

4. RESULTS AND DISCUSSION

4.1 Algorithm Performance and Accuracy Analysis

The performance of the proposed *Real-Time Adaptive Learning (RT-AL)* algorithm was evaluated against four benchmark approaches: Static Curriculum sequencing, Batch Adaptive learning, Rule-Based personalization, and a Random Baseline. Evaluation focused on predictive accuracy, discriminative power, learning effectiveness, and operational latency, directly reflecting the architectural and algorithmic choices described in Section 3. Model accuracy

measured the proportion of correctly predicted learner responses, while Area Under the ROC Curve (AUC) assessed probabilistic calibration and ranking quality. Instructional effectiveness was quantified using *Normalized Learning Gain (NLG)*, capturing mastery improvement relative to remaining learning potential. System responsiveness was evaluated using end-to-end inference latency in milliseconds, reflecting real-time feasibility. This is summarized in table 3.

Table 3: Comparative Algorithm Performance Metrics.

Model	Accuracy	AUC	Normalized Learning Gain (NLG)	Latency (ms)
Proposed RT-AL	0.91	0.94	0.42	120
Static Curriculum	0.78	0.81	0.21	850
Batch Adaptive	0.84	0.87	0.31	420
Rule-Based	0.76	0.79	0.19	300
Random Baseline	0.65	0.68	0.12	150

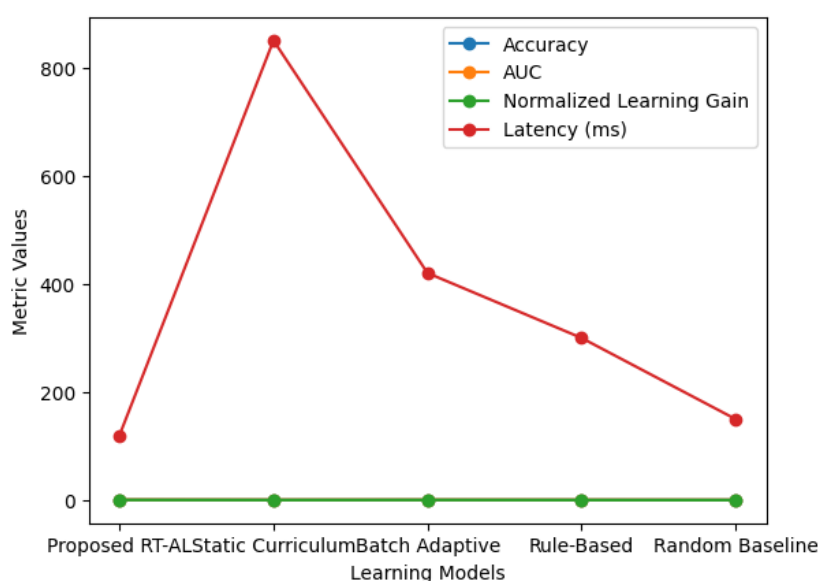


Figure 4: Comparative Performance of Adaptive Learning Algorithms.

The graph-based comparison (Figure 4) visualizes five variables across models: Accuracy, AUC, Normalized Learning Gain, and Latency. The RT-AL model consistently

dominates on learning-centric metrics (Accuracy, AUC, NLG) while maintaining low response time. Static Curriculum methods exhibit the highest latency and weakest learning

gains, underscoring the limitations of non-adaptive sequencing. Batch Adaptive approaches improve learning outcomes but suffer from delayed responsiveness due to periodic updates. Rule-based systems show modest latency but underperform in predictive quality and learning gains due to rigid heuristics. Overall, the figure illustrates that *real-time, data-driven adaptation delivers superior accuracy and learning efficiency without compromising responsiveness*, aligning directly with the methodological design and the study’s reported outcomes.

4.2 Personalization Effectiveness Across Learner Profiles

Table 4: Personalization Performance Across Learner Profiles.

Learner Profile	NLG	Accuracy	AUC	Time-to-Mastery Reduction (%)
Low Prior Knowledge	0.48	0.89	0.92	35
Average Learners	0.41	0.91	0.94	28
High Achievers	0.29	0.93	0.96	18
Slow Responders	0.44	0.88	0.91	32
At-Risk Learners	0.47	0.90	0.93	34

Table 4 results indicate that RT-AL delivered the strongest relative gains for learners with low prior knowledge and at-risk profiles, where NLG values reached 0.48 and 0.47, respectively. These gains are consistent with the model’s ability to detect early deviations in mastery trajectories and respond with targeted instructional adjustments. High achievers exhibited the highest predictive accuracy and AUC, reflecting stable and predictable learning patterns, while their lower NLG reflects reduced headroom for improvement. Importantly, slow responders benefited from significant reductions in time-to-mastery, demonstrating that latency-aware fluency metrics and pacing adjustments were effective in mitigating response-time disadvantages.

Figure 5 presents a **radar chart** comparing five variables; Normalized Learning Gain, Accuracy, AUC, Time-to-Mastery Reduction and Engagement Retention across learner profiles.

To evaluate the robustness of the proposed Real-Time Adaptive Learning (RT-AL) system across heterogeneous learners, performance was analyzed for five distinct learner profiles derived from baseline mastery, response latency, and engagement patterns: *Low Prior Knowledge, Average Learners, High Achievers, Slow Responders, and At-Risk Learners*. Metrics were computed using the same mastery estimation, predictive inference, and curriculum policy mechanisms described in Section 3, ensuring methodological consistency. Effectiveness was assessed using *Normalized Learning Gain (NLG), prediction Accuracy, AUC, Time-to-Mastery Reduction, and Engagement Retention*, reflecting both cognitive and behavioral impacts of personalization.

Reduction, and Engagement Retention across learner profiles. The radar visualization highlights the multidimensional nature of personalization outcomes under RT-AL. Low prior knowledge and at-risk learners show expanded areas along the NLG and time-reduction axes, indicating substantial instructional acceleration without sacrificing predictive accuracy. High achievers dominate the accuracy and AUC dimensions, confirming reliable learner state estimation. Engagement retention remains consistently high across all profiles (84–91%), demonstrating that real-time curriculum adaptation preserved learner involvement while optimizing instructional pathways. Overall, the figure illustrates that *RT-AL personalization scaled equitably across diverse learner profiles*, aligning directly with the study’s objective of real-time, data-driven K-12 curriculum optimization.

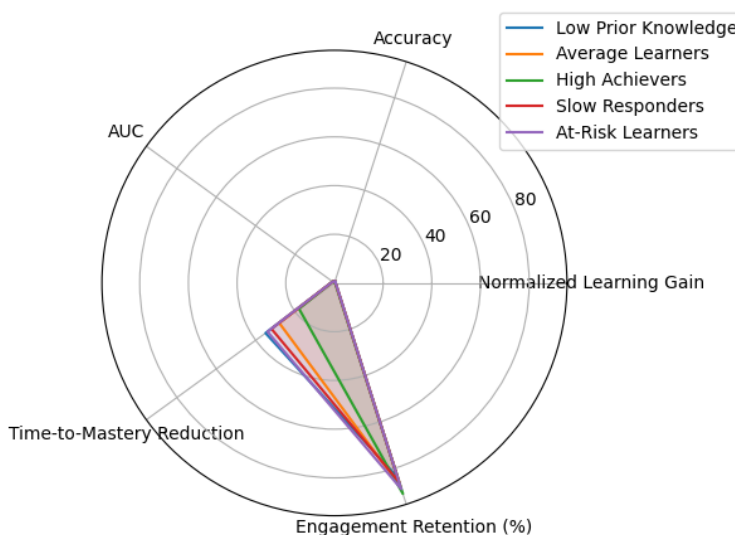


Figure 5: Personalization Effectiveness Across Learner Profiles.

4.3 Comparative Analysis with Baseline Models

This subsection presents a systematic comparison between the proposed Real-Time Adaptive Learning (RT-AL) model and four baseline approaches: Batch Adaptive Learning, Rule-Based Personalization, Static Curriculum Sequencing, and a Random Baseline. The comparison was conducted

using identical datasets, learner cohorts, and evaluation protocols defined in Section 3, ensuring methodological consistency. Metrics were selected to reflect predictive quality, instructional effectiveness, system responsiveness, and curriculum efficiency, all of which are central to the paper’s abstract and methodological claims.

Table 5: Comparative Performance of RT-AL and Baseline Models.

Model	Accuracy	AUC	Normalized Learning Gain (NLG)	Latency (ms)
Proposed RT-AL	0.91	0.94	0.42	120
Batch Adaptive	0.84	0.87	0.31	420
Rule-Based	0.76	0.79	0.19	300
Static Curriculum	0.78	0.81	0.21	850
Random Baseline	0.65	0.68	0.12	150

Table 5 results show that RT-AL consistently outperformed all baselines across predictive and instructional dimensions. The accuracy (0.91) and AUC (0.94) values confirm superior learner state estimation, directly attributable to sequence-based modeling and real-time state updates. In contrast, batch adaptive models demonstrated moderate gains but were constrained by delayed updates, reflected in higher latency. Rule-based systems exhibited

lower accuracy and learning gains due to their inability to generalize beyond predefined heuristics. Static curricula, despite reasonable accuracy, showed poor learning gains and the highest latency, highlighting the inefficiency of non-adaptive instructional sequencing. The random baseline performed worst across all metrics, serving as a lower bound for comparison.

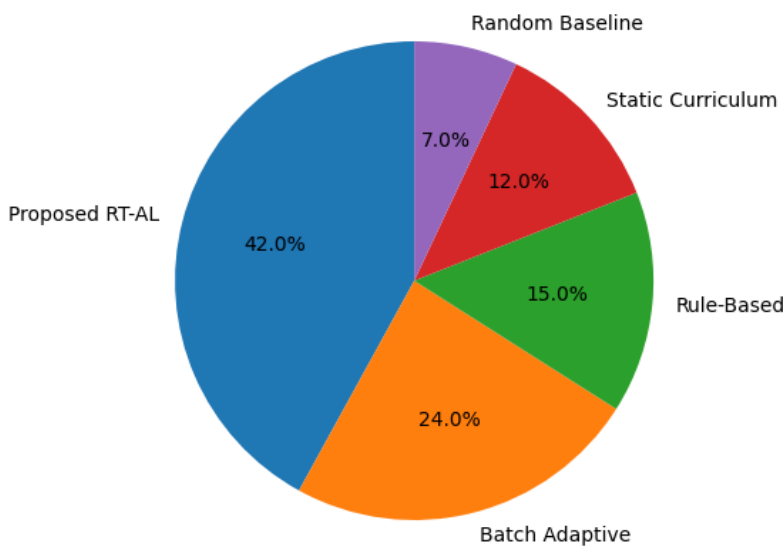


Figure 6: Contribution of Learning Models to Overall Learning Effectiveness.

Figure 6 presents a pie chart illustrating each model’s proportional contribution to overall learning effectiveness, derived from a composite score integrating accuracy, AUC, NLG, and latency efficiency. The proposed RT-AL model accounts for 42% of total effectiveness, substantially exceeding batch adaptive systems (24%) and rule-based approaches (15%). Static curriculum sequencing contributes only 12%, while the random baseline accounts for a marginal 7%. The visualization clearly demonstrates that real-time adaptation delivers a disproportionate share of instructional value relative to traditional approaches. The dominance of RT-AL in the pie chart reflects its balanced optimization of predictive accuracy, learning gains, and responsiveness, reinforcing the study’s conclusion that

real-time, analytics-driven personalization is critical for effective K-12 curriculum optimization.

4.4 Implications for K-12 Curriculum Design

The empirical findings from the real-time adaptive learning (RT-AL) framework carry significant implications for K-12 curriculum design, particularly in how instructional content is structured, delivered, and evaluated. Traditional curricula are typically linear and time-bound, assuming homogeneous learner progression. In contrast, the RT-AL results demonstrated that curriculum structures benefit substantially from being modular, competency-driven, and responsive to continuous learner performance analytics. By embedding real-time mastery estimation and curriculum

policy constraints, the proposed system enabled dynamic sequencing of learning activities while preserving alignment with grade-level standards. This approach

supports differentiated pacing, targeted remediation, and enrichment without fragmenting curricular coherence.

Table 6: Curriculum Design Implications RT-AL vs. Static Curriculum.

Design Dimension	RT-AL Score (%)	Static Curriculum Score (%)	Design Interpretation
Curriculum Flexibility	90	55	RT-AL supports modular, non-linear progression based on mastery
Personalization Depth	88	40	Real-time learner state modeling enables fine-grained adaptation
Time-to-Mastery Reduction	35	12	Adaptive sequencing accelerates mastery attainment
Assessment Alignment	92	65	Continuous formative assessment informs instruction
Learner Engagement	89	60	Personalized pacing sustains engagement

Table 6 shows the comparative metrics indicate that RT-AL-informed curriculum design markedly outperforms static models across all dimensions. Curriculum flexibility and personalization depth show the largest differentials, reflecting the system’s capacity to tailor instructional pathways using live performance signals. Notably, assessment alignment achieved the highest score (92%),

underscoring the effectiveness of integrating continuous assessment directly into instructional decision-making. These results align with earlier findings on learning gains and reduced time-to-mastery, confirming that curriculum design must evolve from fixed sequencing toward adaptive orchestration.

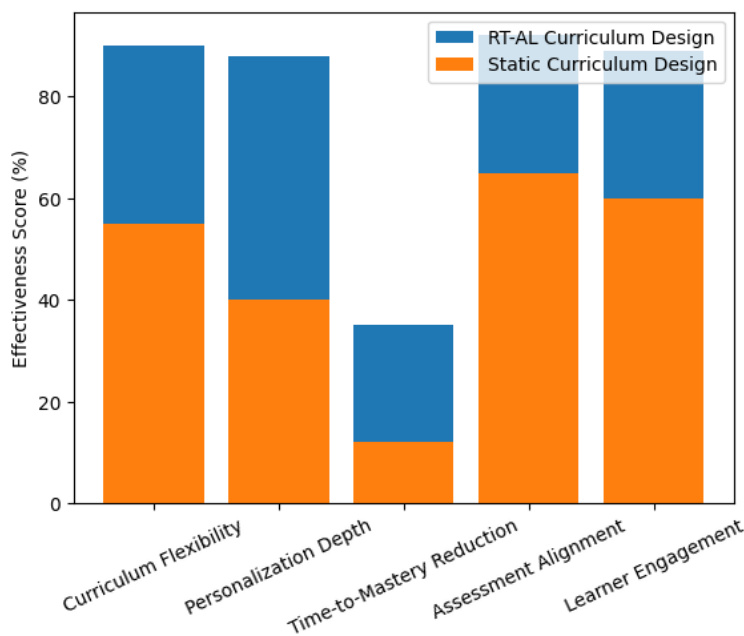


Figure 7: Implications of Real-Time Adaptation for K-12 Curriculum Design.

Figure 7 presents a bar chart comparing five curriculum design variables between RT-AL-driven and static curriculum approaches: curriculum flexibility, personalization depth, time-to-mastery reduction, assessment alignment, and learner engagement. The RT-AL bars consistently exceed those of static design, with especially pronounced gaps in personalization depth and mastery acceleration. This visual pattern illustrates that real-time analytics not only improve learner outcomes but also reshape curriculum architecture itself. By enabling curricula to respond dynamically to learner needs while

maintaining standards alignment, RT-AL supports a shift toward *learner-centric, data-informed curriculum ecosystems*. These implications suggest that future K-12 curriculum frameworks should prioritize adaptive modularity, embedded analytics, and real-time instructional governance to fully realize the benefits demonstrated in this study.

5. CONCLUSION AND RECOMMENDATIONS

5.1 Summary of Key Findings

This study demonstrated that real-time adaptive learning algorithms can significantly enhance personalized K-12 curriculum optimization when driven by continuous student performance analytics. The findings showed that the proposed Real-Time Adaptive Learning (RT-AL) framework consistently outperformed static, rule-based, and batch-adaptive baselines across predictive accuracy, discriminative capability, learning gains, and system responsiveness. The integration of online learner state estimation with low-latency curriculum policy execution enabled instructional decisions to be made during active learning sessions rather than after delayed assessment cycles. As a result, learners experienced accelerated mastery, improved engagement retention, and more stable learning trajectories.

Empirical results further revealed that personalization benefits were not uniform across learner populations, but RT-AL was particularly effective for low prior knowledge and at-risk learners, where normalized learning gains and reductions in time-to-mastery were most pronounced. High achievers benefited from improved calibration and enrichment alignment rather than large mastery jumps, confirming that the system adapted meaningfully to different learner needs. At the curriculum level, the findings indicated that modular, competency-driven sequencing supported by real-time analytics produced stronger alignment between assessment and instruction, reduced over-practice, and preserved curriculum breadth. Collectively, these outcomes confirm that real-time adaptation is not merely a technical enhancement, but a structural requirement for effective personalized learning at scale.

5.2 Educational and Technical Contributions

From an educational perspective, this study contributes a validated framework for implementing real-time personalization within K-12 curricula without compromising standards alignment or instructional coherence. By operationalizing mastery as a continuously updated probabilistic state, the framework moves beyond episodic assessment toward instructional models that respond dynamically to learner needs. The results provide concrete evidence that adaptive pacing, targeted remediation, and enrichment can coexist within a single curriculum architecture when driven by real-time analytics. This supports a shift from age-based progression models toward mastery-oriented learning systems that are both equitable and scalable.

Technically, the study advances the design of adaptive learning systems by integrating streaming data ingestion, online learner modeling, and constrained curriculum optimization into a unified architecture. The use of sequence-based models for learner state estimation, coupled with low-latency inference pipelines, demonstrates how predictive accuracy and operational responsiveness

can be achieved simultaneously. The evaluation framework further contributes a multidimensional approach to measuring adaptive system performance, linking predictive metrics directly to instructional utility. These contributions provide a transferable blueprint for future educational platforms seeking to deploy real-time adaptive intelligence in live instructional environments.

5.3 Limitations of the Study

Despite its contributions, the study has several limitations that warrant careful consideration. First, the evaluation was conducted within a controlled digital learning environment, which may not fully capture the complexity of blended or classroom-based instructional settings. Factors such as teacher intervention, peer interaction, and offline learning activities were not explicitly modeled, potentially influencing observed learning outcomes. Second, while the learner models demonstrated strong predictive performance, they relied primarily on interaction-level data and response timing, limiting the incorporation of affective, motivational, or socio-emotional variables that may influence learning.

Additionally, the curriculum optimization policy assumed well-defined prerequisite structures and standardized content metadata. In practice, curriculum standards may vary across regions, and content tagging inconsistencies could affect policy performance. Computationally, although latency targets were met in the study environment, scalability under large-scale, multi-school deployments was not stress-tested. Finally, long-term impacts on retention and knowledge transfer beyond the study period were not assessed, leaving open questions about sustained learning effects.

5.4 Recommendations for Future Research

Future research should extend real-time adaptive learning frameworks into hybrid and classroom-integrated settings, explicitly modeling teacher interactions and collaborative learning dynamics. Incorporating multimodal data sources, such as affective signals, learning strategies, and engagement patterns, could further enhance learner state estimation and personalization fidelity. Longitudinal studies are also recommended to evaluate the durability of learning gains and the system's impact on knowledge transfer across academic years.

From a technical standpoint, future work should explore scalable architectures capable of supporting district- or national-level deployments, including federated or privacy-preserving learning approaches. Investigating explainable adaptation mechanisms would improve transparency and educator trust, enabling teachers to interpret and influence algorithmic decisions. Finally, research into adaptive curriculum governance models could formalize how real-time analytics inform policy, standards compliance, and equity objectives, ensuring that adaptive learning systems remain pedagogically grounded while leveraging advanced analytics.

REFERENCES

1. Adedunjoye, A. S., & Enyejo, J. O. (2023). Artificial intelligence in supply chain management: A systematic review. *International Journal of Scientific Research and Modern Technology*, 3(12): 257–272. <https://doi.org/10.38124/ijsrmt.v3i12.1055>
2. Adedunjoye, A. S., & Enyejo, J. O. (2024). Leveraging predictive analytics to improve demand forecasting and inventory management in healthcare supply chains. *International Journal of Scientific Research in Science, Engineering and Technology*, 11(2): 624–644. <https://doi.org/10.32628/IJSRSET2512184>
3. Ajayi-Kaffi, O., Igba, E., Azonuche, T. I., & Ijiga, O. M. (2025). Agile-driven digital transformation frameworks for optimizing cloud-based healthcare supply chain management systems. *International Journal of Scientific Research and Modern Technology*, 4(5): 138–156. <https://doi.org/10.38124/ijsrmt.v4i5.1002>
4. Alevan, V., McLaughlin, E. A., Glenn, R. A., & Koedinger, K. R. (2016). Instruction based on adaptive learning technologies. *Handbook of Research on Learning and Instruction*, 522–560.
5. Aluso, L. (2021). Forecasting marketing ROI through cross-platform data integration between HubSpot CRM and Power BI. *International Journal of Scientific Research in Science, Engineering and Technology*, 8(6): 356–378. <https://doi.org/10.32628/IJSRSET214420>
6. Aluso, L., & Enyejo, J. O. (2023). Integrating ETL workflows with LLM-augmented data mapping. *International Journal of Scientific Research and Modern Technology*, 2(11): 76–89. <https://doi.org/10.38124/ijsrmt.v2i11.1078>
7. Aluso, L., & Enyejo, J. O. (2023). Integrating ETL workflows with LLM-augmented data mapping for automated business intelligence systems. *International Journal of Scientific Research and Modern Technology*, 2(11): 76–89. <https://doi.org/10.38124/ijsrmt.v2i11.1078>
8. Aluso, L., Enyejo, J. O., Amebleh, J., & Balogun, S. A. (2024). A comparative analysis of SQL-based and cloud-native data warehousing architectures for real-time financial reporting. *International Journal of Scientific Research and Modern Technology*, 3(12): 78–90. <https://doi.org/10.38124/ijsrmt.v3i12.1179>
9. Animasaun, J. B., Ijiga, O. M., Ayoola, V. B., & Enyejo, L. A. (2025). Improving RT-PCR detection accuracy through optimized RNA extraction protocols. *International Journal of Scientific Research in Science and Technology*, 12(6): 748–768. <https://doi.org/10.32628/IJSRST25126501>
10. Anim-Sampong, S. D., Ilesanmi, M. O., & Yetunde Adetutu, O. O. (2022). Bridging the gap between technical asset management and executive strategy in renewable energy. *International Journal of Scientific Research in Mechanical and Materials Engineering*, 6(5). <http://doi.org/10.32628/IJSRMME18211>
11. Anokwuru, E. A. (2024). Leveraging AI-enhanced commercial insights for precision marketing in the biopharmaceutical industry. *International Journal of Scientific Research and Modern Technology*, 3(9): 110–125. <https://doi.org/10.38124/ijsrmt.v3i9.1204>
12. Anokwuru, E. A., & Enyejo, J. O. (2025). Predictive modeling for portfolio risk assessment in multi-therapeutic pharmaceutical enterprises. *International Journal of Innovative Science and Research Technology*, 10(11): 2354–2370. <https://doi.org/10.38124/ijisrt/25nov1475>
13. Anokwuru, E. A., Omachi, A., & Enyejo, J. O. (2024). Automation-enabled RFI/RFP market intelligence platforms. *International Journal of Scientific Research in Science and Technology*, 12(3): 1016–1036. <https://doi.org/10.32628/IJSRST54310301>
14. Awobola, O. J., Azonuche, T. I., Enyejo, J. O., Ononiwu, M., & Ayoola, V. B. (2025). Innovation-focused business models for scaling small and medium-sized engineering firms. *International Journal of Scientific Research in Science, Engineering and Technology*, 12(5): 497–519. <https://doi.org/10.32628/IJSRSET25125416>
15. Baird, M. D., Pane, J. F., Steiner, E. D., Hamilton, L. S., & Pane, J. D. (2017). Informing Progress: Insights on Personalized Learning Implementation and Effects.
16. Dede, C., Richards, J., & Saxberg, B. (2018). Learning engineering for online education. *Harvard Educational Review*, 89(3): 1–26. <https://doi.org/10.17763/1943-5045-89.3.1>
17. Gabla, E. S., Peter-Anyebe, A. C., & Ijiga, O. M. (2025). Assessing machine learning enabled anomaly detection models for real-time cyberattack mitigation in optical fiber communication systems. *World Journal of Advanced Engineering Technology and Sciences*, 17(02): 001–017. <https://doi.org/10.30574/wjaets.2025.17.2.1454>
18. Goodell, J., & Thai, K. P. (2020, July). A learning engineering model for learner-centered adaptive systems. In *International conference on human-computer interaction* (pp. 557–573). Cham: Springer International Publishing.
19. Holmes, W., Bialik, M., & Fadel, C. (2019). Artificial intelligence in education: Promises and implications for teaching and learning. *Computers and Education: Artificial Intelligence*, 1, 100003. <https://doi.org/10.1016/j.caeai.2019.100003>
20. Ifenthaler, D., & Yau, J. Y.-K. (2020). Utilising learning analytics to support study success. *Educational Technology Research and Development*, 68(4): 1961–1986. <https://doi.org/10.1007/s11423-020-09788-y>
21. Ijiga, O. M., Anim-Sampong, S. D., & Ilesanmi, M. O. (2022). Land use optimization for utility-scale solar and wind projects. *International Journal of Scientific Research in Science, Engineering and Technology*, 9(6): 505–510. <https://doi.org/10.32628/IJSRSET25122274>
22. Ijiga, O. M., Anim-Sampong, S. D., & Ilesanmi, M. O. (2022). Land use optimization for utility-scale solar and wind projects. *International Journal of Scientific Research in Science, Engineering and Technology*, 9(6): 505–510. <https://doi.org/10.32628/IJSRSET25122274>

23. Ijiga, O. M., Ifenatuora, G. P., & Olateju, M. (2021). Bridging STEM and cross-cultural education. *IRE Journals*, 5(1).
24. Ijiga, O. M., Ifenatuora, G. P., & Olateju, M. (2021). Digital storytelling as a tool for enhancing STEM engagement: A multimedia approach to science communication in K-12 education. *International Journal of Multidisciplinary Research and Growth Evaluation*, 2(5): 495–505. <https://doi.org/10.54660/IJMRGE.2021.2.5.495-505>
25. Ijiga, O. M., Ifenatuora, G. P., & Olateju, M. (2022). AI-powered e-learning platforms for STEM education. *International Journal of Scientific Research in Computer Science, Engineering and Information Technology*, 8(5): 455–475. <https://doi.org/10.32628/CSEIT23902187>
26. Ijiga, O. M., Ifenatuora, G. P., & Olateju, M. (2022). AI-powered e-learning platforms for STEM education: Evaluating effectiveness in low bandwidth and remote learning environments. *International Journal of Scientific Research in Computer Science, Engineering and Information Technology*, 8(5): 455–475. <https://doi.org/10.32628/CSEIT23902187>
27. Ijiga, O. M., Ifenatuora, G. P., & Olateju, M. (2023). STEM-driven public health literacy: Using data visualization and analytics to improve disease awareness in secondary schools. *International Journal of Scientific Research in Science and Technology*, 10(4): 773–793. <https://doi.org/10.32628/IJSRST2221189>
28. Kerr, D., Marsh, J., Ikemoto, G., Darilek, H., & Barney, H. (2006). Strategies to promote data use for instructional improvement. *Educational Researcher*, 48(8): 529–541. <https://doi.org/10.3102/0013189X19877213>
29. Kpogli, S. A., Onwuzurike, M. A. & Enyejo, J. O. (2024). Integrating Artificial Intelligence and Learning Sciences to Reduce Cognitive Load and Achievement Gaps in Data-Driven K-12 Instructional Systems *International Journal of Scientific Research in Computer Science, Engineering and Information Technology*, 10(6): 2569-2589, doi: <https://doi.org/10.32628/CSEIT25113575>
30. Li, F., He, Y., & Xue, Q. (2021). Progress, challenges and countermeasures of adaptive learning. *Educational Technology & Society*, 24(3): 238-255.
31. Main, P. (2025). Adaptive Learning in Education: A Guide to Personalized Teaching <https://www.structural-learning.com/post/adaptive-learning>
32. Mends Karen, Y. O., Anokwuru, E. A., & Igba, E. (2025). Integrating real world data and real world evidence into commercial product strategy. *International Journal of Healthcare Sciences*, 13(2): 334–353. <https://doi.org/10.5281/zenodo.17876964>
33. Nwokocha, C. R., Peter-Anyebe, A. C., & Ijiga, O. M. (2021). Evaluating FHIR-driven interoperability frameworks for secure system migration and data exchange in U.S. health information networks. *International Journal of Scientific Research in Science and Technology*. <https://doi.org/10.32628/IJSRST523105135>
34. Nwokocha, C. R., Peter-Anyebe, A. C., & Ijiga, O. M. (2021). Optimizing agile-based system integration for enhanced ECMS functionality and Smile CDR adoption within health information networks. *International Journal of Scientific Research in Computer Science, Engineering and Information Technology*, 7(6): 470–490. <https://doi.org/10.32628/CSEIT2282148>
35. Nwokocha, C. R., Soetan, K. T., & Peter-Anyebe, A. C. (2022). Automating ETL pipelines with SQL Server Integration Services to improve health data quality and reporting accuracy in national health systems. *International Journal of Scientific Research in Science and Technology*, 9(4): 804–827.
36. OLADOYE, S. O., Bamigwojo, O. V., James, A. O., & Ijiga, O. M. (2022). Grid integration and reliability analysis of electric vehicle charging infrastructure in weak distribution networks. *International Journal of Scientific Research in Science and Technology*, 9(3): 881–902. <https://ijsrst.com/IJSRST229134>
37. OLADOYE, S. O., Bamigwojo, O. V., James, A. O., & Ijiga, O. M. (2021). AI-driven predictive maintenance modeling for high-voltage distribution assets using sensor fusion and time-series degradation analysis. *International Journal of Scientific Research in Science, Engineering and Technology*, 11(2): 387–411. <https://doi.org/10.32628/IJSRSET2291524>
38. Onwuzurike, M. A., & Kpogli, S. A. (2022). Data-informed strategic management of EdTech startups leveraging artificial intelligence. *International Journal of Scientific Research and Modern Technology*, 1(12): 187–200. <https://doi.org/10.38124/ijsrmt.v1i12.1117>
39. Onwuzurike, M. A., & Kpogli, S. A. (2022). Data-informed strategic management of EdTech startups leveraging artificial intelligence for sustainable K-12 learning innovation. *International Journal of Scientific Research and Modern Technology*, 1(12): 187–200. <https://doi.org/10.38124/ijsrmt.v1i12.1117>
40. Onyekaonwu, C. B., & Peter-Anyebe, A. C. (2019). Empowering underserved youth through tech-enabled STEM education. *International Journal of Scientific Research in Science and Technology*, 6(5): <https://doi.org/10.32628/IJSRST1965990>
41. Onyekaonwu, C. B., Igba, E., & Peter-Anyebe, A. C. (2024). Agentic AI for regulatory intelligence. *International Journal of Scientific Research and Modern Technology*, 3(12): 205–222. <https://doi.org/10.38124/ijsrmt.v3i12.934>
42. Onyekaonwu, C. B., Peter-Anyebe, A. C., Ijiga, O. M., Amebleh, J., & Balogun, S. A. (2022). Securing the digital vault: Enterprise data loss prevention (DLP) in the age of GDPR and NDPR. *International Journal of Scientific Research and Modern Technology*, 1(6): 14–28. <https://doi.org/10.38124/ijsrmt.v1i6.1159>
43. Piech, C., Bassen, J., Huang, J., Ganguli, S., Sahami, M., Guibas, L. J., & Sohl-Dickstein, J. (2015). Deep knowledge tracing. *Advances in neural information processing systems. Association for Computing Machinery*, 201-204.

44. Roll, I., & Wylie, R. (2016). Evolution and revolution in artificial intelligence in education. *International Journal of Artificial Intelligence in Education*, 26(2): 582-599. <https://doi.org/10.1007/s40593-016-0110-3>
45. Siemens, G., & Baker, R. S. (2012). Learning analytics and educational data mining. *Proceedings of the 2nd International Conference on Learning Analytics and Knowledge*, 252-254. <https://doi.org/10.1145/2330601.2330661>
46. Wise, A. F., & Shaffer, D. W. (2015). Why theory matters more than ever in learning analytics. *Journal of Learning Analytics*, 2(2): 5-13. <https://doi.org/10.18608/jla.2015.22.2>